

Project:

Item Number:

Quantity:

FROZEN BEVERAGE / GRANITA COUNTERTOP DISPENSER

DESCRIPTION

Stoelting's SCBA, SCBF Frozen Beverage / Granita Countertop Dispenser is designed for frozen granitas and dairy-based drinks including: iced or frozen coffee or tea, frozen cocktails, and more. The product offerings in single, double and triple bowl options allow for many frozen beverage menu options.



Every machine includes Stoelting's White Glove Service. One call does it all – customer service, technical service, parts or warranty information, installation, startup, sales, on-site service dispatch and much more. Available 24 hours a day, seven days a week year-round.

ITEMS

- SCBA118-37** One 6-Liter Bowl
- SCBA128-37** Two 6-Liter Bowls
- SCBA168-37** Three 6-Liter Bowls
- SCBF118-37** One 10-Liter Bowl
- SCBF118-37-AF** One 10-Liter Bowl with Auto Fill Ready Kit
- SCBF128-37** Two 10-Liter Bowls
- SCBF128-37-AF** Two 10-Liter Bowls with Auto Fill Ready Kit
- SCBF168-37** Three 10-Liter Bowls
- SCBF168-37-AF** Three 10-Liter Bowls with Auto Fill Ready Kit

ACCESSORIES & OPTIONS

- 4177349** Fill-O-Matic II Electric remote fill system
- 4177370** Fill-O-Matic III Gas remote fill system
- Auto Fill Kit (AF Suffix)** Connect a remote fill system directly to the dispenser. Requires a remote fill system.

FEATURES

- Magnetic drive & brushless motor system is reliable, durable and easy to use.
- Digital control allows user to customize settings for repeatable results and menu flexibility.
- Built-in timer to automatically put the machine in night mode
- Gasket-less spigot is easy to clean and maintain
- Standard double-wall bowls, ensuring virtually no condensation on the outside of unit
- Large compressor reduces freeze down times and promotes efficient operation.

Auto Fill (Option)

- Reduces labor and ensures your products are ready to serve at peak demand.
- Allows you to preset refill level.
- Increased output with constant flow valves.

Continuous research leads to ongoing product improvements; therefore, these specifications are subject to change without notice and should not be used as installation specifications.

Approvals
Date

FROZEN BEVERAGE / GRANITA COUNTERTOP DISPENSER

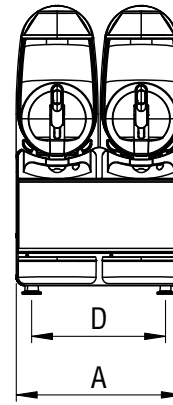
DIMENSIONS

Front View

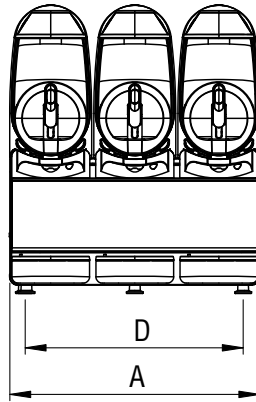
SCBA-118 &
SCBF-118



SCBA-128 &
SCBF-128

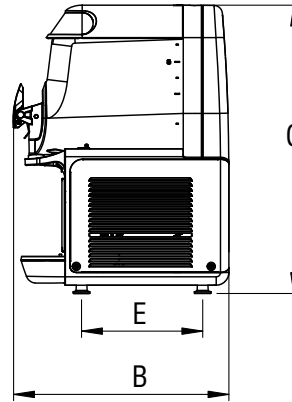


SCBA-168 &
SCBF-168



Side View

All Machines



SPECIFICATIONS

Model Number	Bowl Capacity Gal (L)	Electrical					Cord with Plug (Included)	Compressor (Btu/hr)	Dimensions - in (cm)					Weight lb (kg)	Crated Weight lb (kg)
		Voltage	Hz	Phase	Amps	(A) Width			(B) Depth	(C) Height	(D) Foot-to-Foot	(E) Foot-to-Foot			
SCBA118-37	1 x 1.6 (6)	115	60	1	4.3	NEMA 5-15P	920	7-7/8 (20)	18-7/8 (47.9)	24 (61)	5 (12.7)	11-3/8 (28.9)	58 (28.5)	62 (28.1)	
SCBA128-37	2 x 1.6 (6)	115	60	1	7.8	NEMA 5-15P	1700	15-5/8 (39.7)	18-7/8 (47.9)	24 (61)	12-1/2 (31.8)	11-3/8 (28.9)	96 (46)	102 (46.3)	
SCBA168-37	3 x 1.6 (6)	115	60	1	9.6	NEMA 5-20P	2100	23-5/8 (60)	18-7/8 (47.9)	24 (61)	20-1/2 (52.1)	11-3/8 (28.9)	122 (58)	138 (62.6)	
SCBF118-37 & SCBF118-37-AF	1 x 2.6 (10)	115	60	1	4.8	NEMA 5-15P	1200	7-7/8 (20)	18-7/8 (47.9)	27-7/8 (70.8)	5 (12.7)	11-3/8 (28.9)	61 (27.5)	70 (31.8)	
SCBF128-37 & SCBF128-37-AF	2 x 2.6 (10)	115	60	1	10.0	NEMA 5-15P	2100	15-5/8 (39.7)	18-7/8 (47.9)	27-7/8 (70.8)	12-1/2 (31.8)	11-3/8 (28.9)	99 (45.0)	109 (49.4)	
SCBF168-37 & SCBF168-37-AF	3 x 2.6 (10)	115	60	1	13.9	NEMA 5-20P	2800	23-5/8 (60)	18-7/8 (47.9)	27-7/8 (70.8)	20-1/2 (52.1)	11-3/8 (28.9)	129 (58.5)	154 (69.9)	

- Indoor use only
- Maximum ambient temperature: 89°F (37.8 °C)
- Minimum clearance of 6" (15.2 cm) air space on all sides

- Details on CAD Revit Symbols Libraries are available on stoelting.klccad.com



Service Information
800-319-9549 (U.S. Toll Free)
920-894-2293 (Outside the U.S.)
www.stoeltingfoodservice.com
www.vollrath.com